


More to Think About:

Time Constraints:



Be prepared to spend at least 35 hours per week for probably 5-6 months. This is calculated for an average 1,500 square foot home. If the home is larger, figure accordingly. Does your present employment allow enough flexibility to spend this amount of time away from your job?

Selection & Scheduling of Contractors:

Remember these subcontractors have other jobs in progress other than yours. Their loyalty may be to those builders that give them the most work during the year. Will they be available to you at the proper time? For example, do you have the toilet installed before or after the flooring? One sub cannot do their work until another has completed his/hers. Delays are costly, frequent and frustrating.



Bidding Expertise:

Do you really know how to properly analyze a cost breakdown? Are you able to distinguish high bids, low bids and work quality? Are you allowing for all of the materials you'll need? For example, everyone knows to buy tile... what about grout, thin-set and spacers? Is everything that will be needed to complete the task included in the bid? Do you know enough about the work to realize if it's not? Remember, the lender will require that your cost breakdown be documented and if you have not projected costs efficiently and run short of funds, the loan amount cannot be adjusted after it is approved.

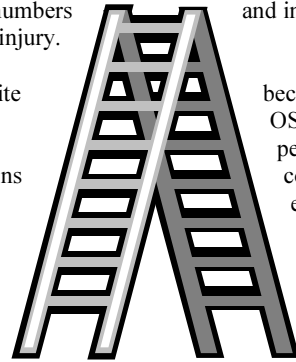
Technical Expertise:

As the general contractor of the home, it will be your responsibility to hire qualified, licensed and/or certified subcontractors. Do you have the technical expertise to oversee if the work is done properly? If, after inspection, the work is rejected by the Department of Commerce's inspector, who will absorb the cost to redo the work? While this work is being redone, time will be lost, and other subs may have to be rescheduled.

Occupational & Safety Health Administration (OSHA):

As the general contractor of your own home, you can be held responsible for all subcontractors who do not adhere to the construction site OSHA safety requirements. Specifics such as regulations involving stairways and ladders have been a major source of injuries among construction workers. OSHA has set out about 17 detailed rules that govern just stairway and ladder use. Other OSHA standards for a job site include postings of emergency numbers and instructions in the event of injury.

If your job site target of an inspection, any infractions costly. For Texas, one a single construction \$20,000 citations to NAHB Management).




became the OSHA penalties for could be very example, in inspection of home under resulted in worth of (according Business

Warranty Responsibility:

If you build your own home and sell it to another party, you may be responsible for any defects that are discovered within a ten year time frame. In the case of your death, your estate would be responsible for claims. As far as the law is concerned, you will be the builder and responsible for claims brought by subsequent owners of the home.

LIEN LAWS

In the event any of your subcontractors fail to pay their suppliers or laborers, a lien can be filed against your property. A lien is a claim against a piece of property and can cloud the title or deed to the property. These suppliers and laborers, if not paid, can file a lien against your property, even if you have paid the subcontractors.



PERMITS

Building permits and periodic inspections are required even if you are self-contracting. It can be a tedious and frustrating experience if you are not familiar with the system and all of the "red tape" requirements, which must be complied with before commencing work. Mistakes here can be costly and time consuming.

WETLANDS PERMIT 404

If the property on which you plan to build is located in an established subdivision, the developer has probably already had an environmental assessment and has secured a 404 permit. Failure to comply with these wetlands regulations could result in construction shutdown and, if the U.S. Army Corps of Engineers or Wisconsin Department of Natural Resources should find you in violation, they can impose severe fines and penalties.



**Chippewa Valley
Home Builders Association**

**3625 Gateway Drive
Eau Claire, WI 54701
(715) 835-2526
www.cvhomebuilders.com**

Chippewa Valley
Home Builders
Association

**Thinking of
Being the
General
Contractor for
Your Own
Home?**


**Errors could be a
costly mistake...**



Is it worth the risk?

*This brochure is published by
the Chippewa Valley Home
Builders Association in an
effort to promote safety and
awareness.*

The A B C's (and More!) of Building Your Own Home . . .



Thinking about it?

It is the American Dream to own your own home ... and many people think they will save an enormous amount of money by building their own. This could be a costly mistake financially, emotionally and

physically. Many aspects need to be considered and the purpose of this brochure is to help you think about avoiding some of the pitfalls and what you do to make this a successful undertaking. There are several questions you will need to answer. Our hope is that you will be helped by this publication. Ask yourself ... Do I really have the time to undertake a project so time consuming? Is it worth the time? How stressful will it be on my family? Do I really have the skills to build a home properly? Do I have the correct tools for those jobs I plan to do? If not, how much money will I spend on those tools? Will I use them again once the home is completed?

Your home is the single biggest investment you will make in your lifetime. Do you have the expertise to make sure this home will last you a lifetime? Do you really want to gamble with something this important?



If you are overwhelmed after reading this pamphlet, call the (local builders association) office at (phone number) for a referral to a professional, experienced builder.

Arranging Financing

Arranging and applying for a house loan can be quite involved and should be one of the first orders of business. Even if you feel that you have enough cash to do the job, applying for a home loan to allow for inevitable overruns due to increased material and labor costs or upgrades is always advised. Most mortgage companies will not lend money to cover the unanticipated costs on a home on which construction has already begun. As a self-contractor, some lenders will not lend you more than 80% of the projected costs.



House plans, specifications and an itemized list of documented costs and bids must be provided to the lender. In calculating costs, do not allow for "sweat equity" as most lenders do not recognize this as a legitimate cost.

Bookkeeping Responsibilities

IRS: The IRS requires that you send any sub who earns \$600.00 or more a 1099 form at the end of the year. In the event you are audited, be prepared to prove that the sub is an independent contractor – that is, you did not have to supervise his/her work and you did not dictate what time s/he reported to the job.

Tracking Materials Purchases: It is very important to be on the site or have someone you can trust to document delivery slips. Returns must be accounted for since inaccurate billing can run up costs. You will need to check all invoices and account for all materials. Waste can add hundreds, if not thousands, to the cost of your home.

Construction Management

Do not take this area for granted. There is much more to building a home than meets the eye. Be realistic about your level of skill and the amount of time you can spend on the jobsite. Base your decision to put "sweat equity" into your home on your experience, skills and the amount of stress you and your family are able to manage. Your ability to handle long-term disruption of schedules is just as important as your ability to swing a hammer.



... and there's more!

Deposits

Deposits may be required by all utilities before construction can begin. Make deposits early as some may take weeks to get their services connected.

Insurance

Do you know why builders carry Builders' Risk, General Liability and Workman's Compensation insurance on all their building projects? Because they know what their liabilities are and YOU, as a self-contractor, may have to assume the same liabilities.

General Liability

Your lender may or may not require this type of insurance, but as a self-contractor, the permit purchaser and the property owner, YOU are responsible for any third party injuries that may occur on your property. Without the proper general liability protection, YOU will be held liable if anyone gets injured on the project, including children injured while playing on the job site.

Builder's Risk


The mortgage lender will require this type of insurance which covers the home materials only (no bodily injury, etc.). Upon completion of the home and closing the loan, you will want to convert this policy to a homeowners' policy. Your lender or insurance agent can explain this to you.

Workman's Compensation

If you are not in the business of building homes, you may not be required to carry workman's compensation insurance; however, it would be prudent to require any subcontractors you hire to provide certification of their workman's compensation coverage. Also, it is important to know that any subcontractor who employs any number of workers is required by law to carry workman's compensation insurance.

Friendly Warning

Do not accept a release of injury in lieu of a sub having workman's compensation insurance as the release may not be binding in a court of law.



There is an issue which has been of increasing concern to property owners...there is a fine line between being an employer and a do-it-yourself minded builder. A recent case in Oregon ruled that, since the property owners were serving as their own general contractor and had the right to control the worker, they were employers and therefore liable for workman's compensation insurance. This presents a legal issue about which property owners should be knowledgeable. Your attorney or insurance agent can explain this exposure to you.